

Michigan Indigent Defense Commission Update December 2018

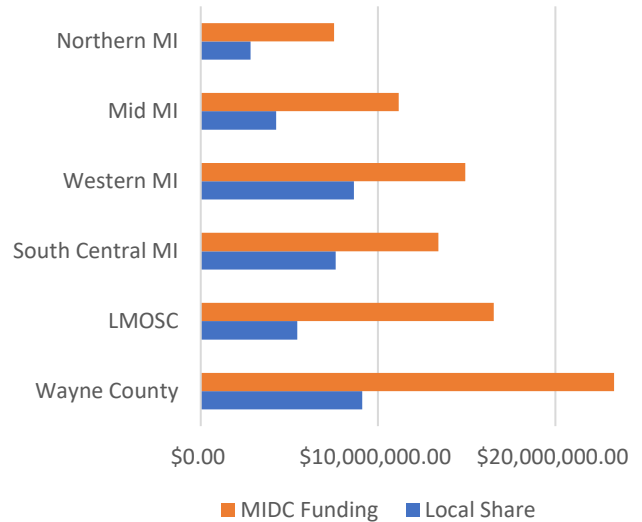
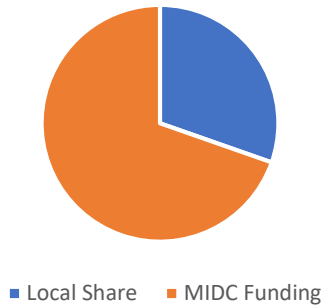
Beginning in November 2017, Michigan's 134 trial court systems submitted plans for compliance with the MIDC's first standards for indigent defense delivery services. Methods of delivering indigent defense services vary greatly, but all systems are required to comply with the MIDC's standards, which cover: training and education of counsel, the initial client interview, use of investigation and experts, and counsel at first appearance and other critical stages.

As of October 2018, every system's plan and cost analysis for compliance with the standards was approved by the Commission. The approved plans have a total system cost of \$124,644,357.52; the local contribution is \$37,857,148.17; the MIDC portion of funding is \$86,828,428.75. The majority of MIDC funding is for direct services, such as paying attorneys for interviews and appearing at arraignments. Nearly \$10 million is dedicated to paying experts and investigators for the defense.

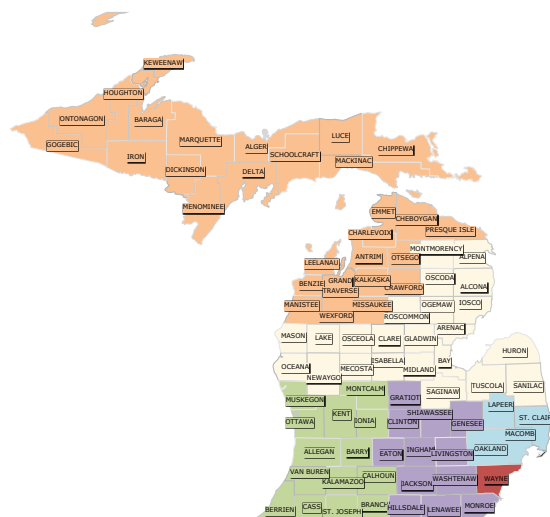
Pursuant to the MIDC Act, once the local indigent defense systems receive funds, they are required to comply with their plan within 180 days. Kicking-off this six-month planning phase, fifty percent of the grant will be disbursed up front so the local systems can get started on compliance right away. The remainder of the grant dollars will be available on a quarterly basis through a reporting and disbursement process. More than half of the systems statewide have received their initial grant award, infusing systems with almost \$18 million to ensure that indigent defendants' sixth amendment rights are being met. The following charts detail the grants by region (statewide), and the money distributed to each system as of this writing.

MIDC Regional/Statewide Funding Snapshot

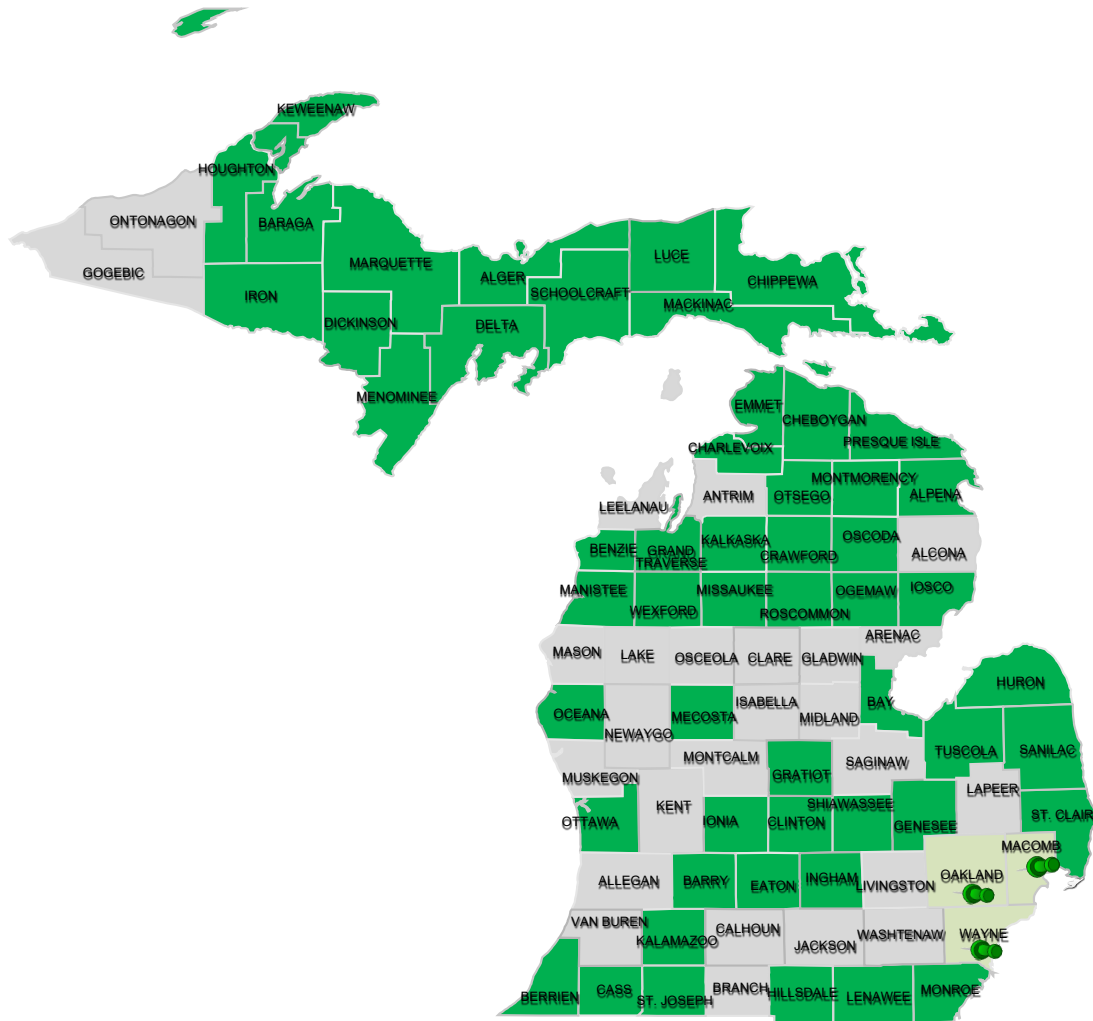
FY19 Total System Cost - \$124,644,357.52



Region (see map below)	Local Share	MIDC Funding
Northern Michigan (orange)	\$2,817,501.03	\$7,520,211.87
Mid-Michigan (beige)	\$4,246,953.18	\$11,167,470.28
Western Michigan (green)	\$8,641,092.09	\$14,919,118.27
South Central Michigan (purple)	\$7,605,456.46	\$13,393,957.18
Lapeer, Macomb, Oakland, St. Clair (blue)	\$5,440,533.87	\$16,527,031.75
Wayne County (red)	\$9,105,611.54	\$23,300,639.40
Total	\$37,857,148.17	\$86,828,428.75



Funding distributed, by system:



System	50% Distribution
Alger County	\$167,592.11
Alpena County	\$209,578.49
Baraga, Houghton, Keweenaw Counties	\$204,683.71
Barry County	\$213,686.67
Bay County	\$226,812.26
Benzie/Manistee Counties	\$231,029.86
Berrien County	\$758,137.87
Cass County	\$50,186.50

Charlevoix County	\$160,457.50
Cheboygan County	\$111,553.50
Chippewa County	\$142,862.11
Clinton County	\$330,107.62
Crawford County	\$136,146.50
D 16 - Livonia	\$198,469.98
D 17 - Redford	\$122,051.22
D 23 - Taylor	\$151,057.50
D 25 - Lincoln Park	\$261,955.33
D 27 - Wyandotte	\$110,640.54
D 28 - Southgate	\$100,451.18
D 32a - Harper Woods	\$85,468.58
D 35 - Plymouth	\$103,991.35
D 39 Roseville and Fraser	\$505,730.00
D 41a-1 Sterling Heights	\$120,616.77
D 41a-2 - Utica, Macomb, Shelby	\$217,107.00
D 41b - Mt Cl, Harris., Clinton	\$171,918.36
D 43-2 Ferndale	\$310,851.56
D 43-3 Madison Hts	\$231,024.08
D 44 - Royal Oak	\$184,003.00
D 45 - Oak Park	\$104,484.26
D 50 Pontiac	\$397,520.50
Delta County	\$101,862.78
Dickinson County	\$238,933.00
Eaton County	\$453,193.00
Emmet County	\$149,018.00
Genesee County	\$709,632.50
Grand Traverse County	\$314,339.00
Gratiot County	\$211,457.50
Grosse Pte Farms, Shores	\$14,049.00
Grosse Pte Park	\$14,607.00
Hillsdale County	\$82,520.50
Huron County	\$103,470.41
Ingham County (all courts)	\$2,260,243.50
Ionia County	\$91,284.17
Iosco County	\$10,658.99
Iron County	\$157,083.99
Kalamazoo County	\$1,670,412.73

Kalkaska County	\$148,694.78
Lenawee County	\$349,130.03
Luce County	\$93,602.50
Mackinac County	\$33,107.31
Marquette County	\$340,470.50
Mecosta County	\$143,289.50
Menominee County	\$203,023.50
Monroe County	\$211,746.00
Montmorency County	\$119,311.00
Oceana County	\$142,443.50
Ogemaw County	\$157,081.50
Oscoda County	\$111,034.50
Otsego County	\$97,395.50
Ottawa County	\$972,109.50
Presque Isle County	\$79,152.75
Roscommon County	\$229,813.00
Sanilac County	\$144,661.18
Schoolcraft County	\$94,687.64
Shiawassee County	\$401,119.50
St. Clair County	\$74,299.50
St. Joseph County	\$133,118.82
Tuscola County	\$372,508.50
Wexford and Missaukee Counties	\$278,293.50

Total distributed by the MIDC, to date	\$17,833,035.90
---	------------------------

**D = District Court*

If you have questions or concerns about indigent defense in your system, please call your Regional Manager or email the office at info@michiganidc.gov.

Contact:
Marla McCowan
Director of Training, Outreach and Support
mmccowan@michiganidc.gov
200 N. Washington Square, 3rd Floor, Lansing, MI 48913
(517) 657-3066
www.michiganidc.gov